

Unit Manifold Valve

Compact Direct Operated 3 Port Solenoid Valve

Series VV061



How to Order

VV061-08 40-5 H-

Valve stations

Symbol	Stations
04	4 stations
08	8 stations

1/2/3 port size

Symbol	Port size
40	Barb fitting (Applicable tubing $\phi 4/\phi 2.5$)
C2	$\phi 2$ one-touch fitting

Note) The applicable tube of the barb fitting shows the tube outside diameter/inside diameter.

Rated voltage

5	24 VDC
6	12 VDC

Coil specifications

Nil	Standard (With light/surge voltage suppressor)
T	With power-saving circuit (Continuous duty type)

If the coil will be continuously energized for a long period, be sure to choose the coil with power-saving circuit. (See the back page 2 for details.)

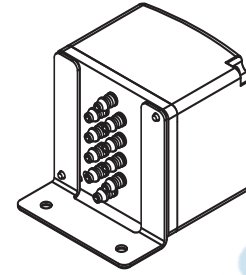
Note 1) Both the standard coil and the coil with power-saving circuit have light/surge voltage suppressor.

Note 2) The wiring specification is positive common only.

Bracket

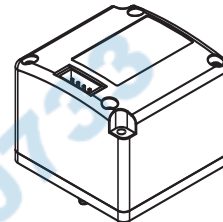
Nil: Without bracket
(2 mounting screws M2 x 27 are included.)

F: With bracket

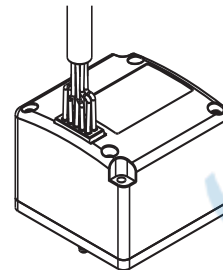


Connector cable

Nil: Without connector cable



C1: With connector cable (Length 300 mm)
C2: With connector cable (Length 600 mm)
C3: With connector cable (Length 1000 mm)



Operating pressure range

H	Standard (0 to 0.7 MPa)
L	High flow type (0 to 0.3 MPa)