

Replacement Parts: Pad Unit (With lock ring/Without lock ring)

How to Order Pad Unit

ZP 10 U N - X19

Pad dia. (mm)

02	ø2
04	ø4
06	ø6
08	ø8
10	ø10
13	ø13
16	ø16
20	ø20
25	ø25
32	ø32
40	ø40
50	ø50

Lock ring

Nil	With lock ring
-X19	Without lock ring (ø10 or larger)

Material

N	NBR
S	Silicon rubber
U	Urethane rubber
F	Fluoro rubber
GN*	Conductive NBR (ø2 to ø16)
GS*	Conductive silicon rubber (ø2 to ø16)

Pad type

U	Flat
C	Flat with ribs
D	Deep
B	Bellows

* ø20 or large are manufactured upon receipt of order.

How to Order Lock Ring Unit

ZPL 1

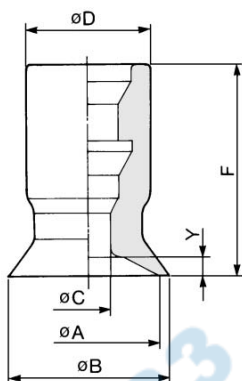
Applicable pad dia. (mm)

1	ø10 to ø16
2	ø20 to ø32
3	ø40, ø50

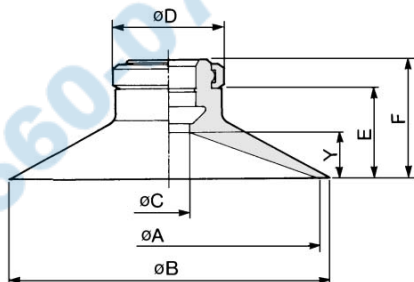
- ZX
- ZR
- ZM
- ZH
- ZU
- ZL
- ZY
- ZQ
- ZF
- ZP
- ZCU
- AMJ
- Misc.

Flat (U)

ZP02U□ to 08U□



ZP10U□ to 50U□

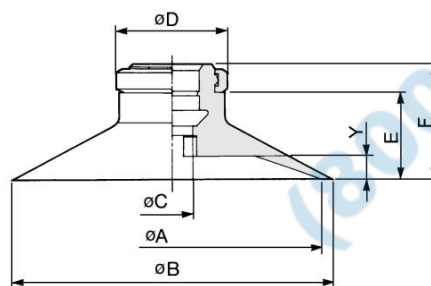


Model	Size	øA	øB	øC	øD	E	F	Y
ZP02U□	U02	2	2.6	1.2	7	—	12	0.8
ZP04U□	U04	4	4.8	1.6	7	—	12	0.8
ZP06U□	U06	6	7	2.5	7	—	12	0.8
ZP08U□	U08	8	9	2.5	7	—	12	1
ZP10U□	U10	10	12	4	13	7.7	12	3
ZP13U□	U13	13	15	4	13	7.7	12	3
ZP16U□	U16	16	18	4	13	8.2	12.5	3.5
ZP20U□	U20	20	23	4	15	9.5	14	4
ZP25U□	U25	25	28	4	15	9.5	14	4
ZP32U□	U32	32	35	4	15	10	14.5	4.5
ZP40U□	U40	40	43	7	18	13.7	18.5	6.5
ZP50U□	U50	50	53	7	18	14.7	19.5	7.5

* Put in the symbol for material at the end of model no.

Flat with ribs (C)

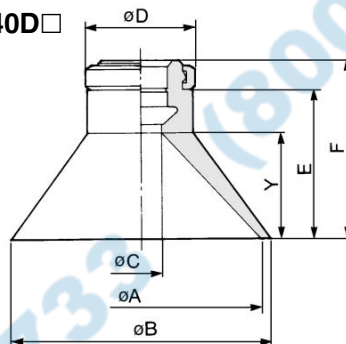
ZP10C□ to 50C□



Model	Size	øA	øB	øC	øD	E	F	Y
ZP10C□	C10	10	12	4	13	7.7	12	1.7
ZP13C□	C13	13	15	4	13	7.7	12	1.8
ZP16C□	C16	16	18	4	13	8.2	12.5	1.2
ZP20C□	C20	20	23	4	15	9.5	14	1.7
ZP25C□	C25	25	28	4	15	9.5	14	1.8
ZP32C□	C32	32	35	4	15	10	14.5	2.3
ZP40C□	C40	40	43	7	18	13.7	18.5	3.3
ZP50C□	C50	50	53	7	18	14.7	19.5	3.8

Deep (D)

ZP10D□ to 40D□



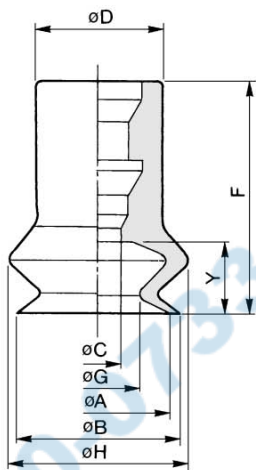
Model	Size	øA	øB	øC	øD	E	F	Y
ZP10D□	D10	10	12	4	13	10.7	15	6
ZP16D□	D16	16	18	4	13	11.7	16	7
ZP25D□	D25	25	28	4	15	15.5	20	10
ZP40D□	D40	40	43	7	18	24.2	29	17

Series ZP

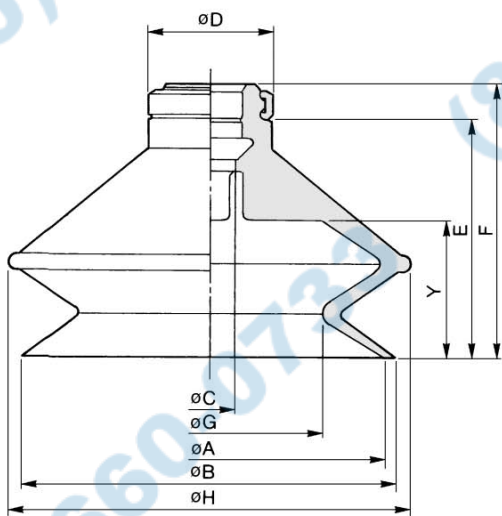
Replacement Parts: Pad Unit (With lock ring/Without lock ring)

Bellows (B)/With Lock Ring

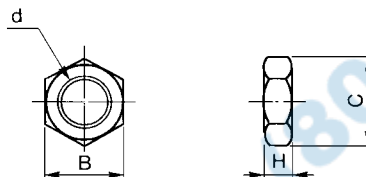
Pad diameter: $\phi 6$ to $\phi 8$
ZP06B□ to 08B□



Pad diameter: $\phi 10$ to $\phi 50$
ZP10B□ to 50B□



Buffer Mounting Nut



Model	d	H	B	C
NTJ-015A	M5 x 0.8	4	8	9.2
SNJ-006A	M6 x 1	3	8	9.2
SNJ-010A	M8 x 1	3	12	13.9
SNJ-015A	M10 x 1	3	14	16.2
SN-015A	M14 x 1	5	19	21.9

Model	Size	øA	øB	øC	øD	E	F	øG	øH	Y
ZP06B□	B06	6	7	2.5	7	—	13	3.3	9.1	4
ZP08B□	B08	8	9	2.5	7	—	13	4.7	10.1	4
ZP10B□	B10	10	12	4	13	11.7	16	5.5	13.8	5.5
ZP13B□	B13	13	15	4	13	14.2	18.5	8.7	19	7.5
ZP16B□	B16	16	18	4	13	15.7	20	9.9	21	8.5
ZP20B□	B20	20	22	4	15	19	23.5	12.4	25	10.5
ZP25B□	B25	25	27	4	15	19.5	24	15.6	28	10.5
ZP32B□	B32	32	34	4	15	24.5	29	18.9	37	14
ZP40B□	B40	40	43	7	18	29.2	34	24.4	48	16
ZP50B□	B50	50	53	7	18	33.2	38	32.4	57	19

* Put in the symbol for material at the end of model no.