

1 Output

3-Screen Display High-Precision Digital Pressure Switch

ZSE20(F)/ISE20 Series



How to Order

Rated pressure range

ISE20 -0.1 to 1 MPa

For positive pressure

ISE20 - N - M - M5 - [] - [] - []

For vacuum/compound pressure

ZSE20 - N - M - M5 - [] - [] - []

① ② ③ ④ ⑤ ⑥ ⑦

① Rated pressure range

ZSE20	0 to -101 kPa
ZSE20F	-100 to 100 kPa

② Output specification

Symbol	Description
N	NPN open collector 1 output
P	PNP open collector 1 output

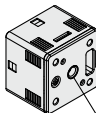
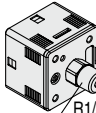
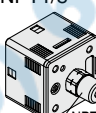
③ Unit specification

Symbol	Description
Nil	Unit selection function*1
M	SI unit only*2
P	Unit selection function (Initial value psi)*1

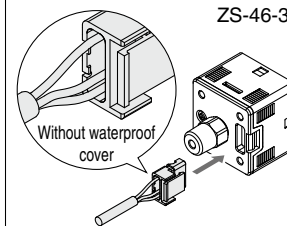
*1 Under the New Measurement Act, switches with the unit selection function are not permitted for use in Japan.

*2 Fixed unit: kPa, MPa

④ Piping specification

Symbol	Description
M5	M5 female thread 
01	R1/8 
N01	NPT1/8 

⑤ Option 1

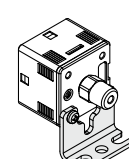
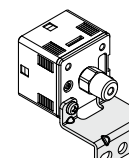
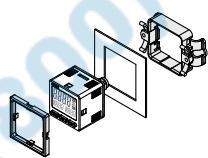
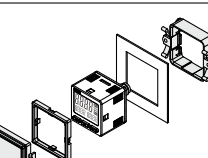
Symbol	Description
Nil	Without lead wire
L	Lead wire with connector (3-core, 2 m lead wire) 

⑦ Option 3

Symbol	Operation manual*1	Calibration certificate*1
Nil	○	—
Y	—	○
K	○	○
T	—	○


*1 All texts are in both English and Japanese.

⑥ Option 2

Symbol	Description
Nil	None
A1	Bracket A (Vertical mounting) 
A2	Bracket B (Horizontal mounting) 
B	Panel mount adapter 
D	Panel mount adapter + Front protection cover 

Options/Part Nos.

When only optional parts are required, order with the part numbers listed below.

Description	Part no.	Note
Bracket A	ZS-46-A1	Tapping screw: Nominal size 3 x 8 L (2 pcs.)
Bracket B	ZS-46-A2	Tapping screw: Nominal size 3 x 8 L (2 pcs.)
Panel mount adapter	ZS-46-B	—
Panel mount adapter + Front protection cover	ZS-46-D	—
Lead wire with connector	ZS-46-3L	3-core, 2 m, Non-waterproof (Without waterproof cover)
Front protection cover	ZS-27-01	—
R1/8 piping adapter	ZS-46-N1	
NPT1/8 piping adapter	ZS-46-N2	