

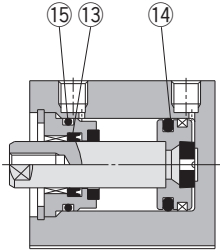
# Series CQS□S

ø12, ø16  
ø20, ø25

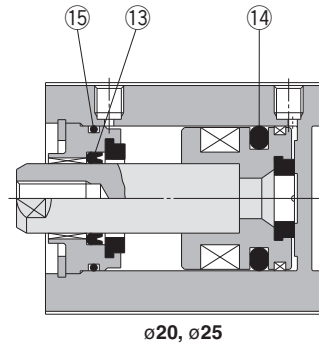
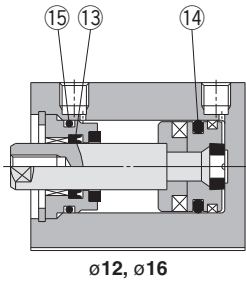
Replacement  
Procedure is  
P.290

## Construction

### Basic style



### With auto switch (built-in magnet)



\* The numbers are the same as the "Construction" of the Best Pneumatics No.2 Series CQS□S.

### Seal Kit List

No.	Description	Material	Note
⑬	Rod seal	NBR	
⑭	Piston seal		
⑮	Tube gasket		

### Replacement Parts: Seal Kit

Bore size (mm)	Kit no.	Contents
12	CQSB12-PS	Set of left nos. ⑬, ⑭, ⑮.
16	CQSB16-PS	
20	CQSB20-PS	
25	CQSB25-PS	

\* Seal kit includes ⑬, ⑭, ⑮. Order the seal kit, based on each bore size.

\* Since the seal kit does not include a grease pack, order it separately.

Grease pack part no.: GR-S-010 (10 g)

Actuators

Modular F.R.L.  
Pressure Control Equipment

Air Preparation  
Equipment

Industrial Filters

Replacement  
Procedure

Actuators

Modular F.R.L.  
Pressure Control Equipment

Industrial Filters