

Series **CY1L**

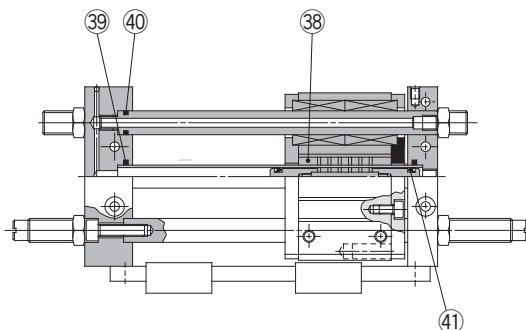
ø6, ø10, ø15, ø20
ø25, ø32, ø40

Replacement
Procedure is
p.318

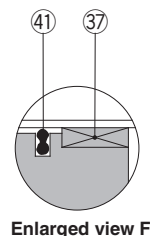
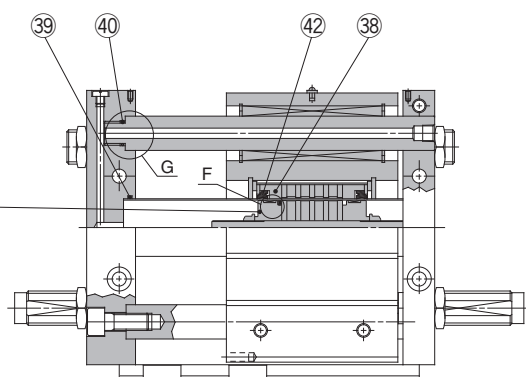
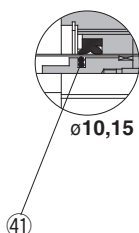
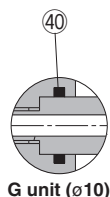
Construction

Slider type, ball bushing bearing

CY1L6



CY1L10 to 40



* The numbers are the same as the "Construction" of the Best Pneumatics No.2 Series CY1L.

Seal Kit List

| No. | Description | Material | Note |
|-----|----------------------|---------------|------------------------|
| 37 | Wear ring A | Special resin | ø6, ø10: Not available |
| 38 | Wear ring B | Special resin | |
| 39 | Cylinder tube gasket | NBR | |
| 40 | Guide shaft gasket | NBR | |
| 41 | Piston seal | NBR | ø6: Not available |
| 42 | Scraper | NBR | |

Replacement Parts: Seal Kit

| Bore size (mm) | Kit no. | Contents |
|----------------|-----------------------------|--|
| 6 | CY1S6-PS-N | Set of left nos. 38, 39, 40, 41 |
| 10 | CY1L10-PS-N | Set of left nos. 38, 39, 40, 41, 42 |
| 15 | CY1L15-PS-N | Set of left nos. 37, 38, 39, 40, 41, 42 |
| 20 | CY1L20-PS-N | |
| 25 | CY1L25-PS-N | |
| 32 | CY1L32-PS-N | |
| 40 | CY1L40-PS-N | |

Note 1) Seal kit includes 38 to 41 for ø6. 38 to 42 are for ø10. 37 to 42 are for ø15 to ø40. Order the seal kit, based on each bore size.

Note 2) ø6 are the same as for CY1S6.

Note 3) For wear ring A of ø10, please consult with SMC.

* Seal kit includes a grease pack (ø6, ø10: 5 and 10 g, ø15 to ø40: 10 g). Order with the following part number when only the grease pack is needed.

Grease pack part no. for ø6, ø10: GR-F-005 (5 g) for external sliding parts,
GR-S-010 (10 g) for tube interior
Grease pack part no. for ø15 to ø40: GR-S-010 (10 g)