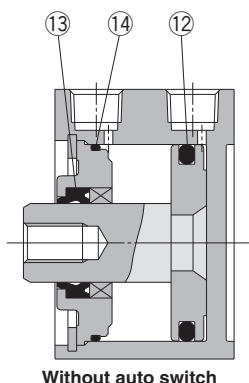


Series CQ2

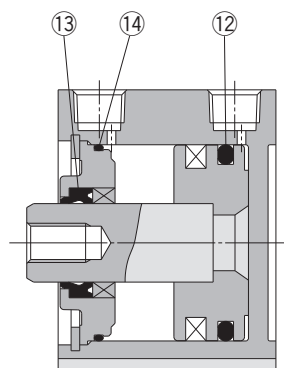
ø12, ø16, ø20, ø25, ø32
ø40, ø50, ø63, ø80, ø100

Replacement
Procedure is
p.290

Construction



Without auto switch



With auto switch

* The numbers are the same as the "Construction" of the CQ2 series catalog (CAT.ES20-205).

Seal Kit List

No.	Description	Material	Note
12	Piston seal	NBR	
13	Rod seal		
14	Gasket		

Replacement Parts: Seal Kit

Bore size (mm)	Kit no.	Contents
Pneumatic type		
12	CQ2B12-PS	Set of left nos. 12, 13, 14.
16	CQ2B16-PS	
20	CQ2B20-PS	
25	CQ2B25-PS	
32	CQ2B32-PS	
40	CQ2B40-PS	
50	CQ2B50-PS	
63	CQ2B63-PS	
80	CQ2B80-PS	
100	CQ2B100-PS	

* Seal kit includes 12, 13, 14. Order the seal kit, based on each bore size.

* Since the seal kit does not include a grease pack, order it separately.

Grease pack part no.: GR-S-010 (10 g)

Air-hydro type

20	CQ2BH20-PS	Set of left nos. 12, 13, 14.
25	CQ2BH25-PS	
32	CQ2BH32-PS	
40	CQ2BH40-PS	
50	CQ2BH50-PS	
63	CQ2BH63-PS	
80	CQ2BH80-PS	
100	CQ2BH100-PS	

* Seal kit includes 12, 13, 14. Order the seal kit, based on each bore size.

* Since the seal kit does not include a grease pack, order it separately.

Grease pack part no.: GR-S-010 (10 g)

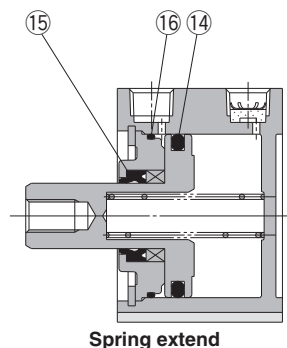
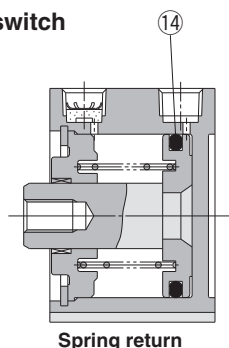
Series **CQ2**

ø12, ø16, ø20, ø25
ø32, ø40, ø50

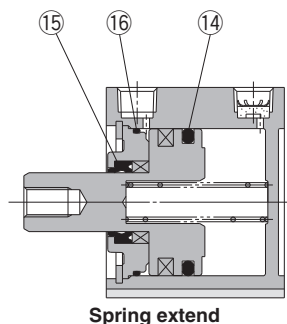
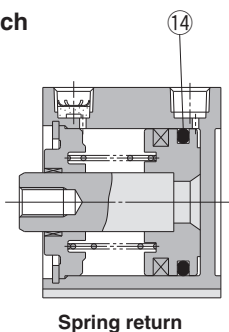
Replacement
Procedure is
p.290

Construction

Without auto switch



With auto switch



* The numbers are the same as the "Construction" of the CQ2 series catalog (CAT.ES20-205).

Seal Kit List

No.	Description	Material	Note
14	Piston seal	NBR	
15	Rod seal		
16	Gasket		

Replacement Parts: Seal Kit

Bore size (mm)	Kit no.	Contents
Single acting, spring return		
12	CQ2B12-S-PS	Left no. 14.
16	CQ2B16-S-PS	
20	CQ2B20-S-PS	
25	CQ2B25-S-PS	
32	CQ2B32-S-PS	
40	CQ2B40-S-PS	
50	CQ2B50-S-PS	

* Seal kit includes 14. Order the seal kit, based on each bore size.
* Since the seal kit does not include a grease pack, order it separately.
Grease pack part no.: GR-S-010 (10 g)

Single acting, spring extend

12	CQ2B12-T-PS	Set of left nos. 14, 15, 16.
16	CQ2B16-T-PS	
20	CQ2B20-T-PS	
25	CQ2B25-T-PS	
32	CQ2B32-T-PS	
40	CQ2B40-T-PS	
50	CQ2B50-T-PS	

* Seal kit includes 14, 15, 16. Order the seal kit, based on each bore size.
* Since the seal kit does not include a grease pack, order it separately.
Grease pack part no.: GR-S-010 (10 g)

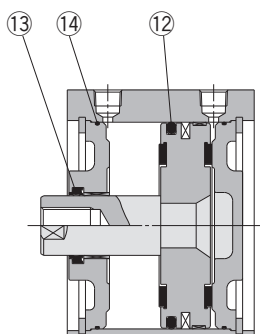
Series CQ2

$\varnothing 125$, $\varnothing 140$, $\varnothing 160$
 $\varnothing 180$, $\varnothing 200$

Replacement
 Procedure is
 P.290

Construction

Standard



* The numbers are the same as the "Construction" of the CQ2 series catalog (CAT.ES20-205).

Seal Kit List

No.	Description	Material	Note
12	Piston seal	NBR	
13	Rod seal		
14	Tube gasket		

Replacement Parts: Seal Kit

Bore size (mm)	Kit no.	Contents
125	CQ2B125-PS	Set of left nos. 12, 13, 14.
140	CQ2B140-PS	
160	CQ2B160-PS	
180	CQ2B180-PS	
200	CQ2B200-PS	

* Seal kit includes 12, 13, 14. Order the seal kit, based on each bore size.

* Since the seal kit does not include a grease pack, order it separately.

Grease pack part no.: GR-S-010 (10 g)

Retaining Ring Installation/Removal

⚠ Caution

1. For installation and removal, use an appropriate pair of pliers (tool for installing a C retaining ring).
2. Even if a proper plier (tool for installing a C retaining ring) is used, it is likely to inflict damage to a human body or peripheral equipment, as a retaining ring may be flown out of the tip of a plier (tool for installing a C retaining ring). Be much careful with the popping of a retaining ring. Besides, be certain that a retaining ring is placed firmly into the groove of rod cover before supplying air at the time of installment.

Actuators

Modular F.R.L.
Pressure Control EquipmentAir Preparation
Equipment

Industrial Filters

Replacement
Procedure

Actuators

Modular F.R.L.
Pressure Control Equipment

Industrial Filters


Series CQ2

ø32, ø40, ø50
ø63, ø80, ø100

Replacement
Procedure is
P.290

Construction

Standard



* The numbers are the same as the "Construction" of the CQ2 series catalog (CAT.ES20-205).

Seal Kit List

No.	Description	Material	Note
14	Rod seal	NBR	
15	Piston seal		
16	Tube gasket		

Replacement Parts: Seal Kit

Bore size (mm)	Kit no.	Contents
32	CQ2A32-L-PS	Set of left nos. 14, 15, 16.
40	CQ2A40-L-PS	
50	CQ2A50-L-PS	
63	CQ2A63-L-PS	
80	CQ2A80-L-PS	
100	CQ2A100-L-PS	

* Seal kit includes 14, 15, 16. Order the seal kit, based on each bore size.

* Since the seal kit does not include a grease pack, order it separately.

Grease pack part no.: GR-S-010 (10 g)

Retaining Ring Installation/Removal

⚠ Caution

1. For installation and removal, use an appropriate pair of pliers (tool for installing a C retaining ring).
2. Even if a proper plier (tool for installing a C retaining ring) is used, it is likely to inflict damage to a human body or peripheral equipment, as a retaining ring may be flown out of the tip of a plier (tool for installing a C retaining ring). Be much careful with the popping of a retaining ring. Besides, be certain that a retaining ring is placed firmly into the groove of rod cover before supplying air at the time of installment.

Actuators

Modular F.R.L.
Pressure Control Equipment

Air Preparation
Equipment

Industrial Filters

Replacement
Procedure

Actuators

Modular F.R.L.
Pressure Control Equipment

Industrial Filters

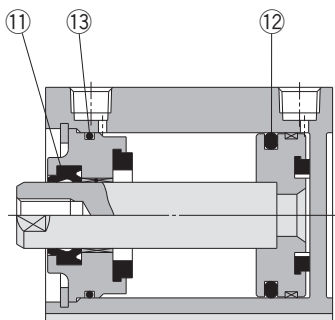
Series CQ2

ø32, ø40, ø50
ø63, ø80, ø100

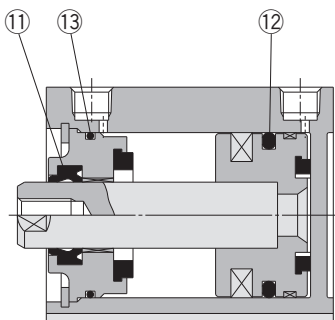


Construction

Standard



Without auto switch



With auto switch

* The numbers are the same as the "Construction" of the CQ2 series catalog (CAT.ES20-205).

Seal Kit List

No.	Description	Material	Note
⑪	Rod seal	NBR	
⑫	Piston seal		
⑬	Tube gasket		

Replacement Parts: Seal Kit

Bore size (mm)	Kit no.	Contents
32	CQ2B32-PS	Set of left nos. ⑪, ⑫, ⑬.
40	CQ2B40-PS	
50	CQ2B50-PS	
63	CQ2B63-PS	
80	CQ2B80-PS	
100	CQ2B100-PS	

* Seal kit includes ⑪, ⑫, ⑬. Order the seal kit, based on each bore size.
* Since the seal kit does not include a grease pack, order it separately.
Grease pack part no.: GR-S-010 (10 g)

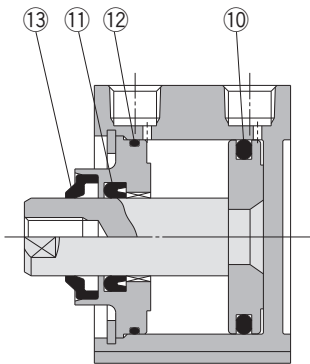
Series CQ2

ø20, ø25, ø32, ø40
ø50, ø63, ø80, ø100

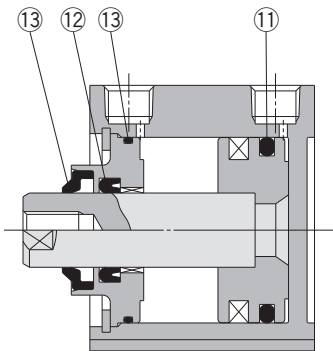


Construction

Standard (ø40 to ø100)



Without Auto Switch



With Auto Switch

* The numbers are the same as the "Construction" of the CQ2 series catalog (CAT.ES20-205).

Seal Kit List

No.	Description	Material	Note
10	Piston seal	R: NBR V: FKM	
11	Rod seal	R: NBR V: FKM	
12	Tube gasket	R: NBR V: FKM	
13	Rod scraper	R: NBR V: FKM	

* R: NBR seal (Nitrile rubber)
V: FKM seal (Fluororubber)

13 is a non-replaceable part, so it is not included in the seal kit.

Replacement Parts: Seal Kit

Bore size (mm)	Kit no.		Contents
	R: NBR	R: NBR	
20	CQ2B20R-PS	CQ2B20V-PS	Set of left nos. 10, 11, 12.
25	CQ2B25R-PS	CQ2B25V-PS	
32	CQ2B32R-PS	CQ2B32V-PS	
40	CQ2B40R-PS	CQ2B40V-PS	
50	CQ2B50R-PS	CQ2B50V-PS	
63	CQ2B63R-PS	CQ2B63V-PS	
80	CQ2B80R-PS	CQ2B80V-PS	
100	CQ2B100R-PS	CQ2B100V-PS	

* Seal kit includes 10, 11, 12. Order the seal kit, based on each bore size.

* Since the seal kit does not include a grease pack, order it separately.

Grease pack part no.: GR-S-010 (10 g)